

1.	Name of Listed Entity: BEML LIMITED		
2.	Scrip Code/Name of Scrip/Class of Security: 500048 & BEML		
3.	Share Holding Pattern Filed under: Reg. 31(1)(a)/Reg.31(1)(b)/Reg.31(1)(c)		
	a. if under 31(1)(b) then indicate the report for quarter ending : 31.12.2015		
	b. if under 31(1)(c) then indicate date of allotment/extinguishment		
4.	Declaration : The Listed entity is required to submit the following declaration to the extent of submission of information:		
	Particulars	YES	NO
a	Whether the Listed Entity has issued any partly paid up shares		NO
b	Whether the Listed Entity has issued any Convertible Securities or Warrants?	-	NO
c	Whether the Listed Entity has any shares against which depository receipts are issued?	-	NO
d	Whethere the Listed Entity has any shares in locked-in?	-	NO
e	Whethere any shares held by promoters are pledge or otherwise encumbered?	-	NO




Table I - Summary Statement holding of specified securities																		
Category	Category of Shareholder	No of Shareholders	No of fully paid up equity shares held	No of Partly paid-up equity shares held	No of Shares Underlying Depository Receipts	Total No of Shares Held	Shareholding as a % of total no of shares	Number of Voting Rights held in each class of securities			No of Shares Underlying Outstanding convertible securities (Including Warrants)	Shareholding as a % assuming full conversion of convertible Securities (as a percentage of diluted share capital)	Number of Locked in Shares		Number of Shares pledged or otherwise encumbered		Number of equity shares held in dematerialized form	
								No of Voting Rights		Total as a % of (A+B+C)			No.	As a % of total Shares held	No.	As a % of total Shares held		
(I)	(II)	(III)	(IV)	(V)	(VI)	(VII)	(VIII)	Class X	Class Y	Total	(X)	(XI)	(XII)		(XIII)		(XIV)	
(A)	Promoter & Promoter Group	1	22500000	0	0	22500000	54.03	22500000	0	22500000	54.03	0	54.03	0	0.00	0	0.00	22500000
(B)	Public	57307	19144500	0	0	19144500	45.97	19144500	0	19144500	45.97	0	45.97	0	0.00	NA	NA	18942571
(C)	Non Promoter-Non Public																	
(C1)	Shares underlying DRs	0	0	0	0	0	NA	0	0	0	0.00	0	NA	0	0.00	NA	NA	0
(C2)	Shares held by Employes Trusts	0	0	0	0	0	0.00	0	0	0	0.00	0	0.00	0	0.00	NA	NA	0
	Total:	57308	41644500	0	0	41644500	100.00	41644500	0	41644500	100.00	0	100.00	0	0.00			41442571




Table II - Statement showing shareholding pattern of the Promoter and Promoter Group

Category	Category & Name of the Shareholder	PAN	No of Shareholders	No of fully paid up equity shares held	No of Partly paid-up equity shares held	No of Shares Underlying Depository Receipts	Total No of Shares Held (IV+V+VI)	Shareholding as a % of total no of shares (A+B+C2)	Number of Voting Rights held in each class of securities			No of Shares Underlying Outstanding convertible securities (Including Warrants)	Shareholding as a % assuming full conversion of convertible Securities (as a percentage of diluted share capital)	Number of Locked in Shares		Number of Shares pledged or otherwise encumbered		Number of equity shares held in dematerialized form	
									No of Voting Rights					Total as a % of (A+B+C)	No.	As a % of total Shares held	No.		As a % of total Shares held
									Class X	Class Y	Total								
	(I)	(II)	(III)	(IV)	(V)	(VI)	(VII)	(VIII)	(IX)			(X)	(XI)	(XII)		(XIII)	(XIV)		
(1)	Indian																		
(a)	Individuals/Hindu undivided Family		0	0	0	0	0	0.00	0	0	0	0.00	0	0.00	0	0.00	0	0.00	0
(b)	Central Government/State Government(s)		1	22500000	0	0	22500000	54.03	22500000	0	22500000	54.03	0	54.03	0	0.00	0	0.00	22500000
	PRESIDENT OF INDIA	EXEMPTCATG	1	22500000	0	0	22500000	54.03	22500000	0	22500000	54.03	0	54.03	0	0.00	0	0.00	22500000
(c)	Financial Institutions/Banks		0	0	0	0	0	0.00	0	0	0	0.00	0	0.00	0	0.00	0	0.00	0
(d)	Any Other		0	0	0	0	0	0.00	0	0	0	0.00	0	0.00	0	0.00	0	0.00	0
	Sub-Total (A)(1)		1	22500000	0	0	22500000	54.03	22500000	0	22500000	54.03	0	54.03	0	0.00	0	0.00	22500000
(2)	Foreign																		
(a)	Individuals (Non-Resident Individuals/Foreign Individuals)		0	0	0	0	0	0.00	0	0	0	0.00	0	0.00	0	0.00	0	0.00	0
(b)	Government		0	0	0	0	0	0.00	0	0	0	0.00	0	0.00	0	0.00	0	0.00	0
(c)	Institutions		0	0	0	0	0	0.00	0	0	0	0.00	0	0.00	0	0.00	0	0.00	0
(d)	Foreign Portfolio Investor		0	0	0	0	0	0.00	0	0	0	0.00	0	0.00	0	0.00	0	0.00	0
(e)	Any Other		0	0	0	0	0	0.00	0	0	0	0.00	0	0.00	0	0.00	0	0.00	0
	Sub-Total (A)(2)		0	0	0	0	0	0.00	0	0	0	0.00	0	0.00	0	0.00	0	0.00	0
	Total Shareholding of Promoter and Promoter Group (A)=[A](1)+[A](2)		1	22500000	0	0	22500000	54.03	22500000	0	22500000	54.03	0	54.03	0	0.00	0	0.00	22500000




Table III - Statement showing shareholding pattern of the Public shareholder

Category	Category & Name of the Shareholder	PAN	No of Shareholders	No of fully paid up equity shares held	No of Partly paid up equity shares held	No of Shares Underlying Depository Receipts	Total No of Shares Held (V+V1+V2)	Shareholding as a % of total no of shares (A+B+C2)	Number of Voting Rights held in each class of securities			No. of Shares Underlying Outstanding convertible securities (Including Warrants)	Shareholding as a % assuming full conversion of convertible Securities (as a percentage of diluted share capital)	Number of Locked In Shares		Number of Shares pledged or otherwise encumbered		Number of equity shares held in dematerialized form	
									No of Voting Rights					Total as a % of (A+B+C)	No.	As a % of total Shares held	No.		As a % of total Shares held
									Class X	Class Y	Total								
									(i)	(ii)	(iii)								
(1)	Institutions																		
(a)	Mutual Funds		53	4959324	0	0	4959324	11.91	4959324	0	4959324	11.91	0	0.00	NA	NA	4956024		
	RELIANCE CAPITAL TRUSTEE COMPANY LIMITED A/C RELIANCE GROWTH FUND	AAATR0090B	13	3529251	0	0	3529251	8.47	3529251	0	3529251	8.47	0	0.00	NA	NA	3529251		
	SUNDARAM MUTUAL FUND A/C SUNDARAM SELECT MIDCAP	AAATS2554B	11	514401	0	0	514401	1.24	514401	0	514401	1.24	0	0.00	NA	NA	514401		
(b)	Venture Capital Funds		0	0	0	0	0	0.00	0	0	0	0.00	0	0.00	NA	NA	0		
(c)	Alternate Investment Funds		0	0	0	0	0	0.00	0	0	0	0.00	0	0.00	NA	NA	0		
(d)	Foreign Venture Capital Investors		0	0	0	0	0	0.00	0	0	0	0.00	0	0.00	NA	NA	0		
(e)	Foreign Portfolio Investors		75	2733146	0	0	2733146	6.56	2733146	0	2733146	6.56	0	0.00	NA	NA	2731446		
	DORIC ASIA PACIFIC SMALL CAP (MAURITIUS) LIMITED	AACCD8654J	1	520000	0	0	520000	1.25	520000	0	520000	1.25	0	0.00	NA	NA	520000		
(f)	Financial Institutions/Banks		14	2268412	0	0	2268412	5.45	2268412	0	2268412	5.45	0	0.00	NA	NA	2268412		
	LIC OF INDIA HEALTH PLUS FUND	AAACL0582H	3	1201380	0	0	1201380	2.88	1201380	0	1201380	2.88	0	0.00	NA	NA	1201380		
(g)	Insurance Companies		0	0	0	0	0	0.00	0	0	0	0.00	0	0.00	NA	NA	0		
(h)	Provident Funds/Pension Funds		0	0	0	0	0	0.00	0	0	0	0.00	0	0.00	NA	NA	0		
(i)	Any Other		142	9960882	0	0	9960882	23.92	9960882	0	9960882	23.92	0	0.00	NA	NA	9955882		
	Sub Total (B)(1)																		
2)	Central Government/State Government(s)/President of India		0	0	0	0	0	0.00	0	0	0	0.00	0	0.00	NA	NA	0		
	Sub Total (B)(2)		0	0	0	0	0	0.00	0	0	0	0.00	0	0.00	NA	NA	0		
(3)	Non-institutions		55213	3861842	0	0	3861842	9.27	3861842	0	3861842	9.27	0	0.00	NA	NA	3732263		
(a)	i. Individual shareholders holding nominal share capital up to Rs.2 lakhs		9	501833	0	0	501833	1.21	501833	0	501833	1.21	0	0.00	NA	NA	501833		
	ii. Individual shareholders holding nominal share capital in excess of Rs. 2 Lakhs		6	37048	0	0	37048	0.09	37048	0	37048	0.09	0	0.00	NA	NA	37048		
(b)	NBFCs Registered with RBI		0	0	0	0	0	0.00	0	0	0	0.00	0	0.00	NA	NA	0		
(c)	Employee Trusts		0	0	0	0	0	0.00	0	0	0	0.00	0	0.00	NA	NA	0		
(d)	Overseas Depositories (Holding DRs)(Balancing figure)		0	0	0	0	0	0.00	0	0	0	0.00	0	0.00	NA	NA	0		
(e)	Any Other		8	7738	0	0	7738	0.02	7738	0	7738	0.02	0	0.00	NA	NA	7738		
	TRUSTS		982	341609	0	0	341609	0.82	341609	0	341609	0.82	0	0.00	NA	NA	278409		
	NON RESIDENT INDIANS		123	61491	0	0	61491	0.15	61491	0	61491	0.15	0	0.00	NA	NA	61491		
	CLEARING MEMBERS		824	4372057	0	0	4372057	10.50	4372057	0	4372057	10.50	0	0.00	NA	NA	4367907		
	BODIES CORPORATES		11	1410031	0	0	1410031	3.39	1410031	0	1410031	3.39	0	0.00	NA	NA	1410031		
	MAX LIFE INSURANCE COMPANY LIMITED	AAACCM3201E	1	1180722	0	0	1180722	2.84	1180722	0	1180722	2.84	0	0.00	NA	NA	1180722		
	SBI LIFE INSURANCE CO. LTD	AAFC52530P	57165	9183618	0	0	9183618	22.05	9183618	0	9183618	22.05	0	0.00	NA	NA	8986689		
	Sub Total (B)(3)		57307	19144500	0	0	19144500	45.97	19144500	0	19144500	45.97	0	0.00	NA	NA	18942571		
	Total Public Shareholding (B) = (B)(1)+(B)(2)+(B)(3)																		




Table IV - Statement showing shareholding pattern of the Non Promoter - Non Public Shareholder

Category	Category & Name of the Shareholder	PAN	No of Shareholders	No of fully paid up equity shares held	No of Partly paid-up equity shares held	No of Shares Underlying Depository Receipts	Total No of Shares Held [(V+V+VI)]	Shareholding as a % of total no of shares (A+B+C2)	Number of Voting Rights held in each class of securities			No of Shares Underlying Outstanding convertible securities (Including Warrants)	Shareholding as a % assuming full conversion of convertible Securities (as a percentage of diluted share capital)	Number of Locked in Shares		Number of Shares pledged or otherwise encumbered		Number of equity shares held in dematerialized form	
									No of Voting Rights		Total as a % of (A+B+C)			No.	As a % of total Shares held	No.	As a % of total Shares held		
									Class X	Class Y	Total								
(I)	(II)	(III)	(IV)	(V)	(VI)	(VII)	(VIII)	(IX)			(X)	(XI)	(XII)		(XIII)	(XIV)			
(1)	Custodian/DR Holder		0	0	0	0	0	0.00	0	0	0	0.00	0	0.00	0	0.00	NA	NA	0
(2)	Employee Benefit Trust (under SEBI(Share based Employee Benefit) Regulations 2014)		0	0	0	0	0	0.00	0	0	0	0.00	0	0.00	0	0.00	NA	NA	0
	Total Non-Promoter-Non Public Shareholding (C) = (C)(1)+(C)(2)		0	0	0	0	0	0.00	0	0	0	0.00	0	0.00	0	0.00			0

